

iSPACE 50



Sydney

T. (02) 9374 0085
F. (02) 9374 0086
E. info@pcfaustralia.com.au

Brisbane

T. (07) 3205 1622
F. (07) 3881 1006
E. info@pcfaustralia.com.au



iSPACE 50 BENCH DESK SYSTEMS

FEATURES

- iSpace 50 is a flexible workstation and desk system
- Perfect for collaborative workspaces and hot desking
- Create a back to back or single sided desk system
- 50 x 50mm steel square straight end leg
- Accommodates anywhere from 2 people upwards
- Easy to assemble and install
- Adjustable leveling foot
- Adjustable beam allows for multiple configurations
- Designed to accommodate the EZETEK Screen system
- Custom top finishes available

FRAME COLOURS



BLACK



WHITE

Other frame colours available on request (POA)

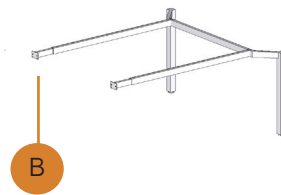
FRAME SIZES

- Top size - 750 - 800W x 1200 - 2400L
- Legs 750W, 1200W and 1500W
- Height 725H with top

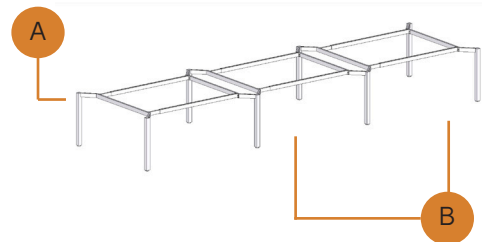
BACK TO BACK FRAME



2 Person Back to Back
A - Back to Back Starter



2 Person Back to Back
B - Back to Back Add On

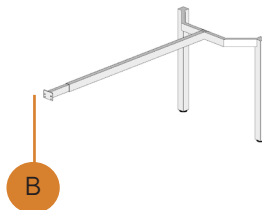


4 Person Back to Back
A + B + B - Back to Back Starter + 2 Add Ons + 2 Joining Legs

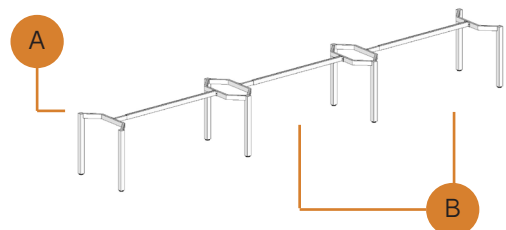
SINGLE SIDED FRAME



1 Person Single Sided
A - Single Sided Starter



1 Person Single Sided
B - Single Sided Add On



3 Person Single Sided
A + B + B - Single Sided Starter + 2 Add Ons + 2 Joining Legs