

# iSPACE FORM



**SGS**

**10  
YEAR  
WARRANTY**



**PCF**  
AUSTRALIA

## Sydney

T. (02) 9374 0085  
F. (02) 9374 0086  
E. [info@pcfaustralia.com.au](mailto:info@pcfaustralia.com.au)

## Brisbane

T. (07) 3205 1622  
F. (07) 3881 1006  
E. [info@pcfaustralia.com.au](mailto:info@pcfaustralia.com.au)



## FEATURES

- iSpace Form is a flexible workstation and desk system
- Perfect for any workspace
- Create a back to back or single sided desk system
- Steel triangular end leg
- Accommodates anywhere from 2 people upwards
- Easy to assemble and install
- Adjustable leveling foot
- Adjustable beam allows for multiple configurations
- Custom top finishes available

## FRAME COLOURS



BLACK



WHITE

Other frame colours available on request (POA)

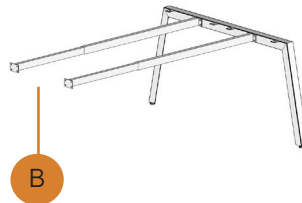
## FRAME SIZES

- Top size - 750 - 800W x 1200 - 2400L
- Legs 750W, 1200W and 1500W
- Height 725H with top

## BACK TO BACK FRAME



**2 Person Back to Back**  
*A - Back to Back Starter*



**2 Person Back to Back**  
*B - Back to Back Add On*

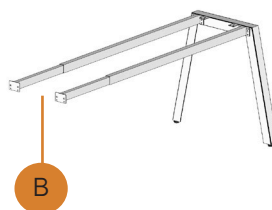


**6 Person Back to Back**  
*A + B + B - Back to Back Starter +  
2 Add Ons + 2 Joining Legs*


## SINGLE SIDED FRAME



**1 Person Single Sided**  
*A - Single Sided Starter*



**1 Person Single Sided**  
*B - Single Sided Add On*



**3 Person Single Sided**  
*A + B + B - Single Sided Starter +  
2 Add Ons + 2 Joining Legs*

## L-SHAPE FRAME



1 Person L-Shape Workstation

---

## 120° FRAME



1 Person 120° Workstation